

**THE IMPACT OF DRUG ADDICTION OF  
TECHNICAL COLLEGE STUDENTS IN  
KURUNEGALA DISTRICT**

**TVET RESEARCH**

**BY**

**L.H.M.Senaka Bandara**

Instructor (English)

Technical College

Wariyapola

2021

## **Declaration**

### **Declaration by the Researcher**

I hereby declare that the work embodied in this research was carried out by me and it contains no materials previously published or written by another person. It has not been submitted for any other institution.

Name and signature of the researcher

Name: Lansakara Herath Mudiyanseelage Senaka Bandara

Signature.....

Date.....

### **Certification by the Supervisor**

I hereby certify that I have supervised this dissertation.

Name: Dr. Indunil Senanayaka.

Signature.....

Date.....

## **Acronyms and Abbreviations**

TVET - Technical and Vocational Education and Training

NDDCB - National Dangerous Drugs Control Board

PNB - Police Narcotics Bureau

## **List of Tables**

Table 3.1: Population and sample of the research .....	17
Table 3.2: Variable association .....	20
Table 4.1: Students' habit of drug usage.....	21
Table 4. 2: Drug usage by students' age .....	22
Table 4.3: Fathers' level of Education .....	23
Table 4.4: Mothers' level of Education.....	24
Table 4.5: Fathers' Occupation .....	25
Table 4.6: Mothers' Occupation.....	26
Table 4.7: Students, guardian at present .....	26
Table 4.8: Students' addiction by drug type.....	28
Table 4.9: Reason for the usage of drugs .....	31
Table 4.10: Effect for the personality due to drug use .....	33
Table 4.11: Effect for the education due to drug use .....	34
Table 4. 12: Weights by drug type .....	36

## **List of Figures**

Figure 4.1: Distribution of students' habit of drug usage .....	21
Figure 4.2: Distribution of drug usage by students' age .....	22
Figure 4.3: Distribution of drug usage by Fathers' level of Education .....	24
Figure 4.4: Distribution of drug usage by Mothers' level of Education .....	25
Figure 4.5: Distribution of drug usage by Fathers' Occupation.....	26
Figure 4.6: Distribution of drug usage by Mothers' Occupation .....	27
Figure 4.7: Distribution of drug usage by students, guardian at present.....	28
Figure 4. 8:Distribution of students' addiction by drug type .....	30
Figure 4.9: Reason of their usage of drugs .....	32
Figure 4.10: Effect of their personality due to drug use .....	34

## **Abstract**

The purpose of this research is to analyze the impact of drug addiction of technical college students in the Kurunegala district. Accordingly, questionnaires were developed to collect primary data. The drug addiction was considered to be the independent variable and the personality and education of TVET students were considered to be the dependent variables. Majority of students who have participated for the study used to have drugs irrespective of age, education of their parents and the jobs of their parents and the living environment. It can be seen that considerable number of students have highly addicted to thuul, cannabis and beer whereas having some sort of experience of using arrack and cigarette . Only very few use tablets where as none have ever used ice and heroine. Considerable number of students used to have drugs due to joy-seeking, reduce bodily pain, curiosity and breaking up of a love affair. As far as the impact of drugs for their personality, they experience “Aggression”, “Getting cornered in the society” and “Involve in stealing” and “Affect on body appearance”. As far as the impact of drugs for their education is concerned, most of the students have strongly agreed that they have experienced low concentration to the lessons. At the hypothesis testing, it was revealed that when the level of students’ drug addiction goes high, correspondently both students’ personality and educational attainment will also become lower.

## **Acknowledgement**

My utmost gratitude goes to the chairman of TVEC and steering committee of the TVEC for selecting my research idea for the TVET research in 2021. Secondly, my gratitude goes to Dr.Indunil Senanayake who was the supervisor of my research for guiding me to do a high standard research. Next, my gratitude goes to Mr. Priyantha , the Assistant Director-Planning and Research of TVEC for providing me necessary information and arranging necessary activities to conduct the research successfully. Next my gratitude goes to the Director General of the DTET for allowing me to conduct the research. Finally, I thank all the Heads of TVET institutes who helped me to conduct this research successfully and the TVET students who took part in this research.

# List of Content

Declaration .....	2
Acronyms and Abbreviations .....	3
List of Tables .....	4
List of Figures.....	5
Abstract .....	6
Acknowledgement .....	7
Chapter 01: Introduction.....	10
1.1 . Introduction .....	10
1.3. Research problem .....	10
1.4. Research Question .....	10
1.6. Research Objectives .....	11
1.8 Research Hypotheses.....	11
1.9 Research Limitations:.....	11
1.10 Research Methodology .....	11
1.11. Significance of the Research .....	12
Chapter 02 :Review of Literature .....	13
2.1 Introduction .....	13
2.2 Drug Problem .....	13
2.3. Illicit Drugs in Sri Lanka .....	14
2.4 . Present Scenario of the Problem.....	14
2.5. Factors Contributing to Increase the Problem .....	15
2.6. Drugs and Linked Issues.....	15
2.7. Sri Lanka Legislation Pertaining to Drugs .....	16
2.8. Official Drug Control in Sri Lanka.....	17
2.9. National Policy .....	17
2.10.The Failure and Challenges .....	18
Chapter 03: Research Methodology .....	20
3.1. introduction.....	20



3.2. Research Population and Sample .....	20
3.3. Data collection.....	21
3.4. Method of data presentation .....	21
3.5. Data analysis.....	21
3.6 Procedure adopted for drawing recommendations .....	21
3.7 Research design .....	21
3.8 Variable association.....	22
Chapter 04 : Data Analysis .....	23
4.1. Introduction .....	23
4.2. Distribution of students' habit of drug usage .....	23
4.3. Distribution of drug usage by students' age .....	24
4.4. Distribution of drug usage by Fathers' level of Education.....	25
4.5. Distribution of drug usage by Mothers' level of Education .....	26
4.6. Distribution of drug usage by Fathers' Occupation.....	28
4.7. Distribution of drug usage by Mothers' Occupation .....	29
4.8. Distribution of drug usage by students, guardian at present.....	30
4.9. Students' addiction by drug type .....	31
4.10. Reason for usage of drugs .....	34
4.11. Effect on the personality due to drug use .....	36
4.12. Effect for the education due to drug use.....	37
4.13. Hypothesis Testing .....	38
Chapter 05: Conclusions.....	41
5.1. Introduction .....	41
5.2. Findings .....	41
5.3. Recommendations .....	42
5.4. Further research .....	43
References .....	44

# Chapter 01

## Introduction

### 1.1 . Introduction

Sri Lanka's experience in dealing with drugs of abuse and with the drug abuse problem is unique in many ways. From the sixteenth century until the middle of the twentieth century, the colonial powers regulated the use of opium as a revenue earning measure. Since independence was achieved in 1948, various measures have been taken to scale down the abuse of opium, cannabis and certain psychotropic substances, but not all these efforts have been successful. In the wake of ethnic problems, there has been an increase in the involvement of Sri Lankan nationals in smuggling drugs across national frontiers. The absence of a comprehensive national policy on drug abuse has been a major constraint on law enforcement and the development of interventions for education, treatment, rehabilitation and crop substitution. Sri Lanka is fortunate to have a rich tradition of networks of non-governmental organizations and religious institutions, and these can be mobilized to discourage the use of intoxicating drugs and alcohol. Drug addiction among students is a severe problem in the Sri Lankan educational context. It is often reported that the students in the TVET institutes use drugs causing low concentration on the education and other disputes among students. Many heads of the TVET institutes are concern about students' drug use and they often do search operations for the whole number of students searching students' belongings like bags and pockets . So, this research would forward the background of drug use of students, the cause for using drugs and preventive measures of drug addiction of TVET students.

### 1.3. Research problem

It is claimed that the students of the TVET institutes use drugs leading to low concentration to the lessons and personality problems.

### 1.4. Research Question

1. What are the problems of TVET students that lead to use drugs?
2. How does drug addiction affect on education and personality of TVET students?

## **1.6. Research Objectives**

**The objectives of this research are ,**

1. To identify what kinds of drugs the TVET students use.
2. To identify the factors which cause for the TVET students to addict to drugs.
3. To identify the impact of drug addiction of the TVET students for their education.
4. To identify the impact of drug addiction of the TVET students for their personality .
5. To suggest recommendations to minimize the drug addiction of the TVET students .

## **1.8 Research Hypotheses**

The following hypotheses were developed to test the model of the research.

### **Hypothesis 1**

H<sub>0</sub>: The drug addiction of TVET students have not an impact on their education.

H<sub>1</sub>: The drug addiction of TVET students have an impact on their education.

### **Hypothesis 2**

H<sub>0</sub>: The drug addiction of TVET students have not an impact on their personality.

H<sub>1</sub>: The drug addiction of TVET students have an impact on their personality.

## **1.9 Research Limitations:**

This research is limited to the Kurunegala district whereas only technical colleges are considered for this study. As far as Kurunegala district is considered there are two technical colleges and one college of technology , namely, Wariyapola technical college, Kuliyaipitita technical college and Kurunegala College of Technology

## **1.10 Research Methodology**

Primary data was collected through questionnaires from technical college students and the secondary data was collected from books, journals, and internet.

### **1.11. Significance of the Research**

This research will identify the factors which cause for the TVET students to addict to drugs and it will further identify the impact of drug addiction of the TVET students for their education and their personality . Finally, this research will suggest recommendations to minimize the drug addiction of the TVET students . There by the quality of the students' education and the personality of students will be improved.

## **Chapter 02**

# **Review of Literature**

### **2.1 Introduction**

Using and trafficking of illicit drugs adversely affects the socio economic policies, security and safety of a country. Using and trafficking of illicit drugs has rapidly increased during the last three decades in Sri Lanka (prison statistics from 1980 to 2011). During the period of 1990s, Sri Lanka had to suffer this problem seriously (National Dangerous Drugs Control Board (NDDCB) 2011). Distributing and Rising in heroin usage in 1980's in urban areas created new socio economic challenges in Sri Lanka (Police Administration Reports). Illicit drug usage and trafficking became a matter of concerns in Sri Lanka and prompted huge levels of public and government interest due to those challenges. As a result the Government of Sri Lanka instigated a new drug policy for eliminating the problem. However, the growing number of illicit drug related offences indicate that the existing policy including laws and other preventive measures are devastatingly unsuccessful.

### **2.2 Drug Problem**

Sri Lanka is an example of the SAARC region that suffers due to an increase in illicit drug related offences. As a result, like other countries, Sri Lanka too faces several social problems including the growing number of drug addiction, incarceration and recidivism. Moreover, the drug factor is a significant cause in the increase of other crimes such as theft, prostitution, assault and vandalism. Drug addicts commit other crimes to find money for their drug consumption. According to prison statistics, approximately 50% of the recidivists are drug addicts. Further, the highest number of offenders of direct admission to the prison are reported as drug offenders. The emergence of drug trafficking as a trade has led to the emergence of money laundering as a high profile activity. Further, drug trafficking was connected with terrorism during the last 30 years. Presently it is connected with trafficking in persons which poses a threat to the security of the country. It is high time for Sri Lanka to take necessary steps

to initiate more effective preventive measures to control the using and trafficking of illicit drugs.

### **2.3. Illicit Drugs in Sri Lanka**

Although in Sri Lanka some herbs are used in indigenous medicine and some synthetic substances are used in western medicine, opium, morphine, heroin, cocaine, cannabis, pethidine, codeine, propiram, dextropropoxyphene, desmorphine, ketobemidone, LSD, BMT, THC and STP are considered as illicit drugs. Cannabis, heroin and opium are more commonly used substances in Sri Lanka.

### **2.4 . Present Scenario of the Problem**

Cannabis is the main item of drug abuse and it is popular among the adults. The most popular method of using cannabis is smoking. According to statistics, of the drug related arrests, majority were for cannabis in the last two decades. In the year 2011, the highest number of cases of cannabis was reported from the western province especially from the Colombo district followed by the Gampaha district. Since Cannabis is grown in rural areas it is trafficked to Colombo (the capital city of Sri Lanka) and other provincial towns by using public transport. Heroin, which was introduced by foreign tourists to the locals in the 70s, is the second most popular illicit drug among the users today. Heroin is presently trafficked into Sri Lanka by fishing boats mostly from the nearest SAARC countries, especially from India and Pakistan. Heroin is popular among the youth. Heroin is available in street level in Sri Lanka and is most commonly used by inhalation. According to the Narcotic Bureau, the street level supply of heroin is 700-750 kg per annum which is sufficient for 45,000 heroin dependants approximately. In Sri Lanka, diazepam, fructose, acetaminophen and caffeine are commonly used adulterants of heroin. The opium users mostly eat it. The opium related arrests has gradually decreased in last two decades. As far as the drug abuse of Sri Lanka is concerned, the total number of drug related arrests was approximately 30,000 in the last year. 60% of the arrestees were aged 30 or above and 40% was in their 20s. The men and women ratio of drug arrests was 97:3. Of the drug related arrests, 68% was for cannabis, 30% was for heroin and the other 2% was for other illicit drugs such as opium. Majority of drug-related arrests were reported from the Western province in last

three decades. It was 52% in 2011 which was followed by the Southern province (32%) and Sabaragamuwa province (7%). In 2011, the Colombo district contributed to 38% of the total drug arrests followed by 10% in Gampaha and 6% in the Galle district. The prevalence of drug related arrests were 286 per 100,000 population in 2011 (National Dangerous Drugs Control Board (NDDCB) 2011).

## **2.5. Factors Contributing to Increase the Problem**

Among the number of contributing factors (socio economic and legal), some are more contributive towards the increase of the drug problem than others. They are Ineffective preventive measures including laws, proximity to drug producing/exporting countries, social disorder, and bad peer association. Like other countries in the SARRC Region, in Sri Lanka drug addiction and trafficking have escalated. It is significant to note that Sri Lanka does not manufacture (produce) illicit dangerous drugs other than Cannabis cultivation. Sri Lanka is situated between the golden crescent and the golden triangle which are considered as two major poppy growing areas. Due to this geographical propinquity, Sri Lanka has become a transit point of illegal drug products from Southwest Asia to Europe and other Western Destinations. Through this channel, illicit drugs enter into the country. According to the National Dangerous Drug Control Board, out of the drug addicts more than 90% of the youth were addicted to illicit drugs due to bad peer association.

## **2.6. Drugs and Linked Issues**

Sri Lanka faces several social problems including the growing number of drug addiction, increasing incarceration and recidivism. Moreover, the drug factor is a significant cause in the increase of other crimes such as assault, criminal force, vandalism and unnatural offences (homo sexuality, lesbianism). Further, the drug addicts commit other crimes such as theft and prostitution to find money for their drug consumption. According to prison statistics, approximately 50% of the recidivists are drug addicts. Further, the highest number of the offenders of direct admission to the prison is reported as drug offenders. The emergence of drug trafficking as a trade has led to the emergence of money laundering as a high profile activity. Further, drug

trafficking is connected with trafficking in persons which pose a threat to the security of the country.

## **2.7. Sri Lanka Legislation Pertaining to Drugs**

Sri Lanka is a signatory to all three international treaties ((Single Convention On Narcotic Drugs of 1961, Convention on Psychotropic Substances of 1971 and the United Nations Convention Against Illicit Trafficking in Narcotic Drugs and Psychotropic Substances of 1988) which determine the drug policy. Sri Lanka set out legal provisions to control illicit drug using and trading mainly by the following legislation: Poison Opium and Dangerous Drugs Ordinance No. 17 of 1929 and the two amendments: Poison, Opium and Dangerous (Amendment) Act No. 13 of 1984 and Poison, Opium and Dangerous Drugs (Amendment) Act No 26 of 1986. The Penal Code Ordinance No. 2 of 1883, Code of Criminal Procedure Act No. 15 of 1979, National Dangerous Drugs Control Board Act No. 11 of 1984, Drug Dependent Persons (treatment and rehabilitation) Act No. 54 of 2007 and Convention Against Illicit Traffic in Narcotic Drug and Psychotropic Substances Act No 1 of 2008 are other important penal legislations enacted against drug related offences. Further, Customs Ordinance No. 17 of 1869, Ayurveda Act No. 31 of 1961 as amended by the Act No. 5 of 1962, Cosmetics, Devices and Drug Act No 27 of 1980 have also restricted some drug related acts and behaviour. According to the above said legislations, standard drug related offences are trafficking, selling, manufacturing and possessing. Possession includes consumption, possession in producing, refining or transforming. Further, it is a crime to sell, give, obtain, procure, store, administer transport, send, deliver, distribute, traffic, import or export such drugs and aid or abet in the commission of such an offence. According to the Sri Lankan law, drug related offences are punishable with death, life or rigorous imprisonment and fine. The death penalty or life imprisonment is impose for manufacture of heroin, cocaine, morphine or opium and the trafficking, possession, import or export of a minimum of 500g of opium, 3g of morphine, 2g of cocaine and 2g of heroin. It was witnessed that only the harsh and punitive sanctions are imposed on drug offenders considering the type and quantity of the drug. According to the Criminal Procedure Act many drug related offences are non- bailable, cognizable, indictable and are heard without jury.



## **2.8. Official Drug Control in Sri Lanka**

The Police Department including the Police Narcotics Bureau (PNB), National Dangerous Drugs Control Board (NDDCB), Excise Department, Sri Lanka Customs and Navy conduct drug law enforcement operations today. The Drug Law Enforcement sub committee of NDDCB coordinates the policy planning in relation to the drug problem and drug law enforcement activities in the country. The Ministry of Health monitors the entry of controlled substance into the county doing random searches in pharmacies. Drug Rehabilitation Centres and Prisons play their role in reforming the drug offenders.

## **2.9. National Policy**

The national policy relating to combat the drug problem was endorsed two decades before. The main goal of the existing national drug policy relating to elimination of the drug problem is to reduce the drug supply and use. The national policy is based on three main aspects such as law enforcement and implementation, prevention and assistance. The policy accepts that... There must be effective substantive and procedural laws and efficient law enforcement against production, trafficking in large scale and selling in small scale and use of illicit drugs; There must be an effective mechanism in the monitoring and controlling of imports, exports and distribution of illicit drug and precursor chemicals; There must be effective preventive techniques/methods to reduce illicit use and adverse consequences of illicit abuse; There must be an effective methodology to support the regional and international regulations and standards relating to combat the drug problem especially exports, imports and trafficking. According to the national policy, the problem should be under control before 2010. However, the statistics of the illicit drug arrests, direct admission of drug offenders to the prisons and the correctional centers reveals that the existing system has failed in achieving its main goals.

## **2.10.The Failure and Challenges**

There some concerns relating to the substantive and procedural laws including their implementations and the role of the law enforcement agencies against drug offences. In Sri Lanka, drug users including dependants, all types of sellers and traffickers are considered as criminals who should be punished with punitive or deterrent aspects. The question arises that whether the users and dependants could be treated as offenders or individuals who need help to recover. The absence of a definition for drug dependant might be the reason for the problem. The drastic increase in the number of drug arrests, incarcerations as first offenders and recidivism reveals that deterrent and punitive approaches are not the answer for all drug offenders. Segregation of drug related behavior such as using, depending and trafficking are significant in this regard. Weak sentencing policy is another issue to be addressed. The factors considered to determine the appropriate degree of punishment are not clear. A proper sentencing policy must be introduced to the system including sentencing alternatives such as community sentences orders and probation. The existing procedural rules are not aligned with the international standards. The traffickers (who transport and distribute the illicit drugs) use the jurisdictional barriers to get away from the prosecution and punishment. So far, the adopted preventive techniques/methods to reduce illicit use and adverse consequences of illicit abuse are not adequate to reduce the illicit drug use or other harmful consequences of abuse. Sri Lanka has only four rehabilitation centres to reform the drug users including dependants. These centres do not have Open Access Services to rehabilitate drug users. In our criminal justice system, the courts send the offenders (drug dependants) to these rehabilitation centers if there is a request only. It is also after the pronouncement of the punishment. Here, these addicts should spend their punishment period in these rehabilitation centres. In these centres, methadone is used as an opiate substitute for drug dependants. Though it has a benefit of keeping these addicts away from the criminal drug subculture, the problem persist of addicts continuing to use other substances alongside methadone and becoming long-term dependants on methadone instead of completely being free from using drugs. Since methadone is available in pharmacies, after they are released from the rehabilitation centers they may again be methadone dependants. After Care Service plays a vital role at this juncture. However, in our criminal justice system there is no such service provided. Although the drug related offences, the links between drug use and addiction,

crime and victimization have been the subject of extensive talk over the last three decades in Sri Lanka the preventive measures taken by the relevant authorities were not adequate to combat the problem. The preventive programme (mathata thitha –full-stop for drug using) instigated to eliminate illicit drug using and trafficking was profoundly unsuccessful due to various reasons including social and political influence. Poor regional and International Corporation is another draw back in our system. Though Sri Lanka is a signatory to all international and regional treaties relating to the elimination of drug problem, still the national laws are not aligned with international standards. 5. Conclusion The drug users and traffickers are not perturbed by the existing laws in Sri Lanka which are based on punitive and deterrence perspectives. Imprisonment for drug users and dependants reveal the ineffectiveness of criminalizing such offenders. Reducing illegal drug use and combating against the violent drug trade necessarily requires new and more effective policy, preventive measures and strategies which are based on a combination of punitive, distributive and restorative approaches.

## Chapter 03

# Research Methodology

### 3.1 introduction

This chapter will describe the research methodology; Research Population and Sample, Data collection, Method of data presentation, Data analysis, Procedure adopted for drawing recommendations, Research design, Variable association,

### 3.2 Research Population and Sample

The students' population and the sample of the research are as follows.

Technical College	Total number of students (2021)	Population of male	Sample of male
Wariyapola Technical College	681	385	57
Kuliyapitiya Technical College	1865	1046	155
Kurunegala College of Technology	1195	771	115
Total	3741	2202	327

**Table 3.1. The students' population and the sample of the research**

In the year 2021, the total number of male students population of the considered technical colleges was 2202 , According to the Krejsey and Morgan chart, the sample should be 327 for the population of 2202 So, the sample was selected as 327 male students. This number was divided among three colleges proportionately according to the male students' population in each college. Questioners for this proportionate number were randomly given among the male students in each college.

### 3.3 Data collection

Data collection was done mainly by questionnaires given to the technical college students. 332 questionnaires were administered in this research.

### 3.4 Method of data presentation

Data refers to the views of technical college students, and observations of the researcher including the results for the questionnaires .

### 3.5 Data analysis

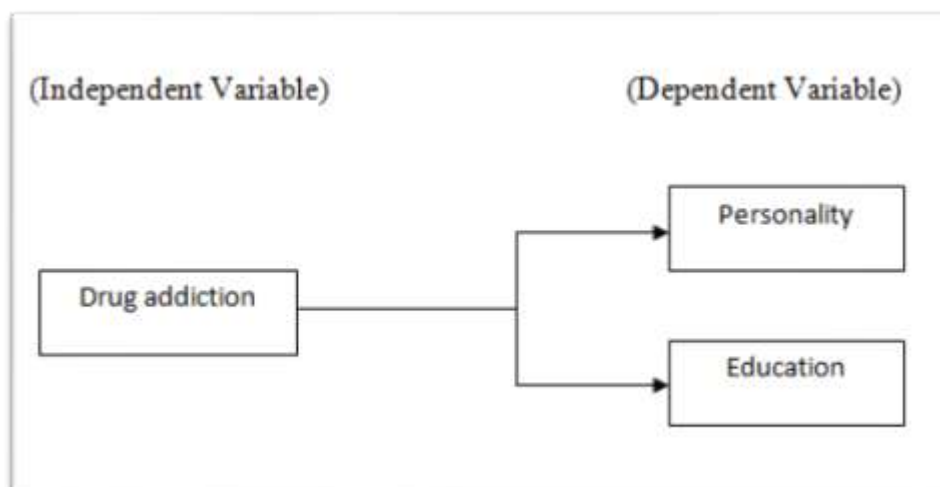
Data analysis is mainly on qualitatively and quantitatively.

### 3.6 Procedure adopted for drawing recommendations

Drawing recommendations were based on the findings. In the case of drawing recommendations,.

### 3.7 Research design

According to the research design which depicts in figure 3.1 has a dependent variable and an independent variable. The dependent variables of this research are the education and the personality of technical college students. Independent variable is the drug addiction.



### 3.8 Variable association

**Table 3.2 Variable association:** The variable association depicts how independent variables lead to the dependent variable. Moreover the questions that were used to measure

the independent variables are also compiled in the same table.

<b>Independent Variable</b>	<b>Dependent Variable</b>	<b>Indicator</b>	<b>Way of measuring</b>		
<b>Drug Addiction</b>	<b>personality</b>	Getting cornered in the society	questionnaire		
		Anxiety and depression	questionnaire		
		Pessimism	questionnaire		
		Sleep disorder	questionnaire		
		Forgetfulness	questionnaire		
		Affect on the body appearance	questionnaire		
		Involve in illegal sex	questionnaire		
		Involve in stealing	questionnaire		
		Aggression	questionnaire		
		Getting physical problems	questionnaire		
		<b>Education</b>		Low concentration to the lessons	questionnaire
				Miss lessons	questionnaire
				Miss assessments	questionnaire
Get low marks	questionnaire				
Get cornered in the class	questionnaire				
Disputes with peers	questionnaire				
Blames by teachers	questionnaire				
	Not punctual to the lessons	questionnaire			

## Chapter 04

# Data Analysis

### 4.1. Introduction

This chapter, data analysis will describe the Distribution of students' habit of drug usage, Distribution of drug usage by students' age, Distribution of drug usage by Fathers' level of Education, Distribution of drug usage by mothers' level of Education, Distribution of drug usage by Fathers' Occupation, Distribution of drug usage by mothers' Occupation, Distribution of drug usage by students, guardian at present, Percentage (%) distribution of students' addiction by drug type, Percentage (%) distribution of the opinion given by students for each reason of their usage of drugs, Percentage (%) distribution of students' responses on the effect of their personality due to drug use, Percentage (%) distribution of students' responses on the effect of their education due to drug use and the Hypothesis Testing,

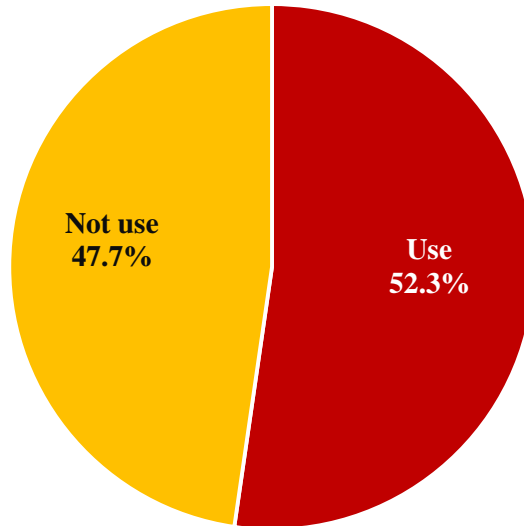
### 4.2. Distribution of students' habit of drug usage

This section will describe the Distribution of students' habit of drug usage

**Table 4.1: Distribution of students' habit of drug usage**

Drug usage	No.	%
<b>Yes</b>	171	52.3
<b>No</b>	156	47.7
<b>Total</b>	327	100.0

According to the table 4.1, 171 number of students out of those male students who have participated for the study (327), have said that they used to have drugs (52.3%). Remaining 156 number of students have never used drugs (47.7%).



**Figure 4.1: Distribution of students' habit of drug usage**

Figure 4.1 depicts that the distribution of students on their habit of drug usage. Accordingly, majority of students have been using used any kind of drugs.

### 4.3. Distribution of drug usage by students' age

This section will describe the Distribution of drug usage by students' age.

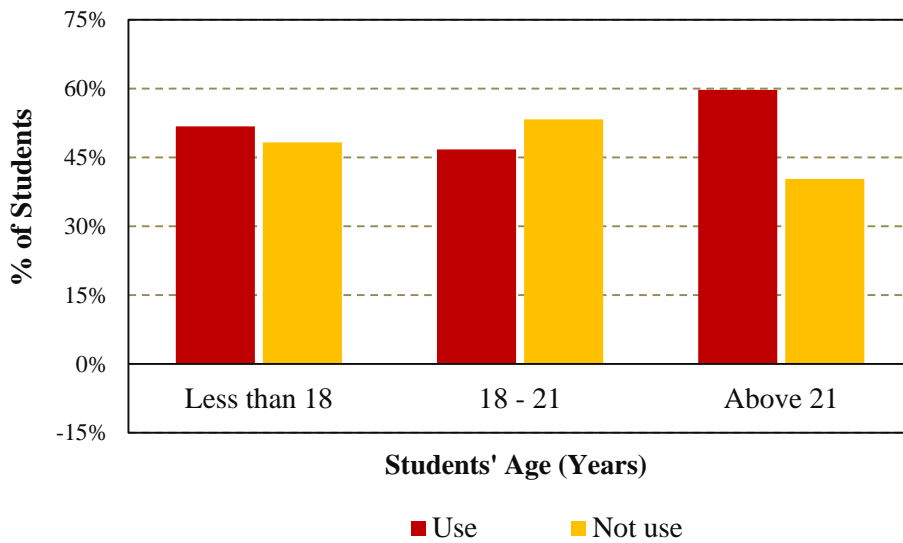
**Table 4. 2: Distribution of drug usage by students' age**

Age (Year)	Use of Drugs				Total	
	Yes		No		No.	%
	No.	%	No.	%		
<b>Less than 18</b>	15	51.7	14	48.3	29	100.0
<b>18 - 21</b>	79	46.7	90	53.3	169	100.0
<b>Above 21</b>	77	59.7	52	40.3	129	100.0
<b>Total</b>	171	52.3	156	47.7	327	100.0

Statistics were included in table 4.2 based on students' age and their habit on drug usage. Accordingly, out of 129 number students those were above 21 years of age, 77 of them have been using drugs. Among the students those who were in between 18 to 21 years of age, majority of students were not used to use drugs (53.3%). There were



only 29 students out of 327 were in the age group of under 18 years. Out of them 15 were used to have drugs (51.7%)



**Figure 4.2: Distribution of drug usage by students' age**

According to the figure 4.2, majority of students those were belong to the age category of below 18 years and above 21 years, were used to use any kind of drugs. Among the students those who were in between 18 to 21 years of age, most of them were not used to use drugs.

#### 4.4. Distribution of drug usage by Fathers' level of Education

This section will describe the Distribution of drug usage by Fathers' level of Education

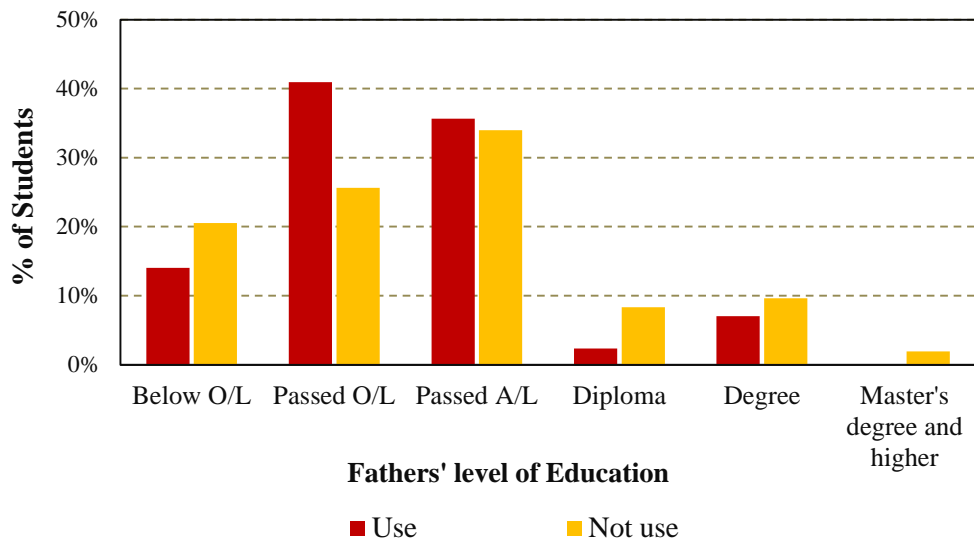
**Table 4.3: Distribution of drug usage by Fathers' level of Education**

Fathers' level of Education	Use of Drugs				Total	
	Yes		No		No.	%
	No.	%	No.	%		
<b>Below O/L</b>	24	14.0	32	20.5	56	17.1
<b>Passed O/L</b>	70	40.9	40	25.6	110	33.6
<b>Passed A/L</b>	61	35.7	53	34.0	114	34.9
<b>Diploma</b>	4	2.3	13	8.3	17	5.2
<b>Degree</b>	12	7.0	15	9.6	27	8.3

<b>Master's degree and higher</b>	0	0.0	3	1.9	3	0.9
<b>Total</b>	171	100.0	156	100.0	327	100.0

According to the table, out of 171 number of students, who used to have drug, 70 of their fathers' highest education level belonged to the "Passed O/L" category (40.9%). That was the highest proportion recorded from that group of students. But among the fathers, whose sons have not used any kind of drugs, the highest education level of most of them was higher than that of fathers in other group (34%).

This fact was clearly depicted in the figure 3.



**Figure 4.3: Distribution of drug usage by Fathers' level of Education**

#### 4.5. Distribution of drug usage by Mothers' level of Education

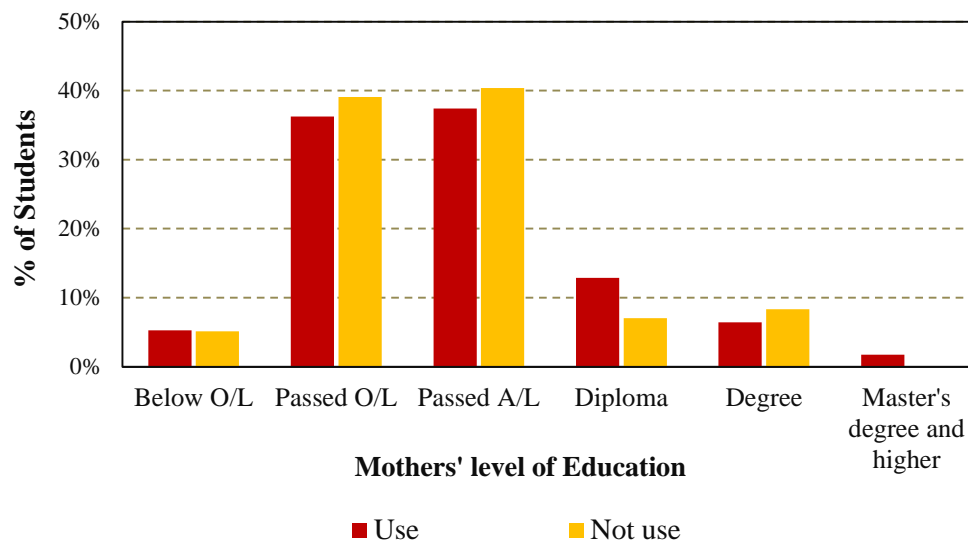
This section will describe the Distribution of drug usage by Mothers' level of Education

**Table 4.4: Distribution of drug usage by Mothers' level of Education**

Mothers' level of Education	Use of Drugs				Total	
	Yes		No		No.	%
	No.	%	No.	%		
<b>Below O/L</b>	9	5.3	8	5.1	17	5.2
<b>Passed O/L</b>	62	36.3	61	39.1	123	37.6

<b>Passed A/L</b>	64	37.4	63	40.4	127	38.8
<b>Diploma</b>	22	12.9	11	7.1	33	10.1
<b>Degree</b>	11	6.4	13	8.3	24	7.3
<b>Master's degree and higher</b>	3	1.8	0	0.0	3	0.9
<b>Total</b>	171	100.0	156	100.0	327	100.0

Considering the table 4.4, it is shown that out of mothers, whose sons have not used to use drugs have obtained relatively higher level of education (Passed O/L – 39.1%, Passed A/L – 40.4%, Degree – 8.3%) than mothers of students who have used to have drugs (Passed O/L – 36.3%, Passed A/L – 37.4%, Degree – 6.4%).



**Figure 4.4: Distribution of drug usage by Mothers' level of Education**

Figure 4.4 shown that relatively most of mothers, whose sons have not used to use drugs have achieved higher level of education than mothers of students who have used'

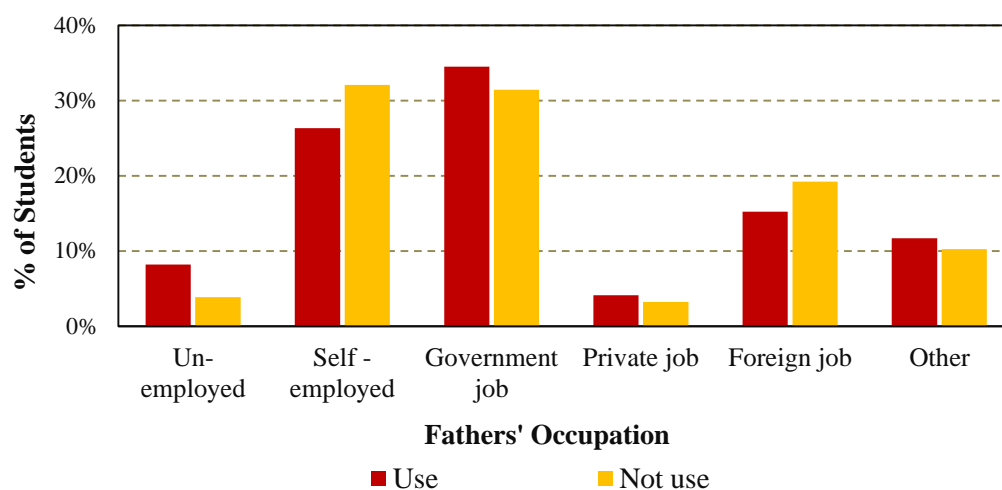
## 4.6. Distribution of drug usage by Fathers' Occupation

This section will describe the Distribution of drug usage by Fathers' Occupation.

**Table 4.5: Distribution of drug usage by Fathers' Occupation**

Fathers' Occupation	Use of Drugs				Total	
	Yes		No		No.	%
	No.	%	No.	%		
<b>Un-employed</b>	14	8.2	6	3.8	20	6.1
<b>Self-employed</b>	45	26.3	50	32.1	95	29.1
<b>Government job</b>	59	34.5	49	31.4	108	33.0
<b>Private job</b>	7	4.1	5	3.2	12	3.7
<b>Foreign job</b>	26	15.2	30	19.2	56	17.1
<b>Other</b>	20	11.7	16	10.3	36	11.0
<b>Total</b>	171	100.0	156	100.0	327	100.0

According to the table 4.5, out of students, who used to have drug, 59 of their fathers worked in government sector (34.5%). That was the highest proportion recorded among that group of students. But among the fathers, whose sons have not used any kind of drugs, most of them were occupied in self-employments (32.1%). Very few of them in this group were unemployed. (6 out of 156) These facts was clearly shown in the figure 5.



**Figure 4.5: Distribution of drug usage by Fathers' Occupation**

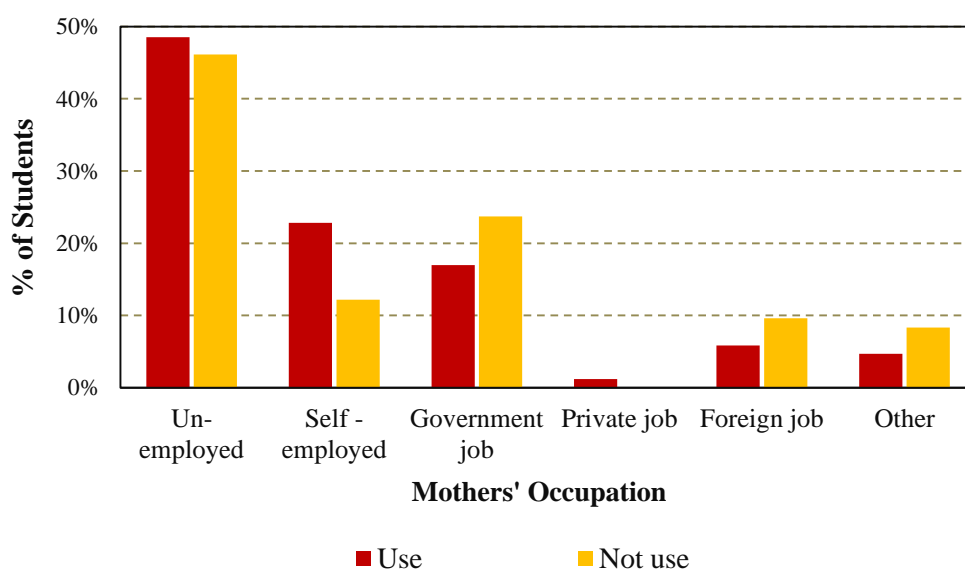
## 4.7. Distribution of drug usage by Mothers' Occupation

This section will describe the Distribution of drug usage by Mothers' Occupation.

**Table 4.6: Distribution of drug usage by Mothers' Occupation**

Mothers' Occupation	Use of Drugs				Total	
	Yes		No		No.	%
	No.	%	No.	%		
<b>Un-employed</b>	83	48.5	72	46.2	155	47.4
<b>Self-employed</b>	39	22.8	19	12.2	58	17.7
<b>Government job</b>	29	17.0	37	23.7	66	20.2
<b>Private job</b>	2	1.2	0	0.0	2	0.6
<b>Foreign job</b>	10	5.8	15	9.6	25	7.6
<b>Other</b>	8	4.7	13	8.3	21	6.4
<b>Total</b>	171	100.0	156	100.0	327	100.0

According to the table 4.6, most of the student's mothers were un-employed irrespective of their habit of drug usage. (48.5% and 46.2% for drug using and not using students respectively). Among the employed mothers of the sons, who didn't have a habit of using any kind of drugs, relatively high proportion of them were engaged in government jobs (23.7%) rather than those in other group of students (17%). These facts were clearly depicted in the figure 6.



**Figure 4.6: Distribution of drug usage by Mothers' Occupation**

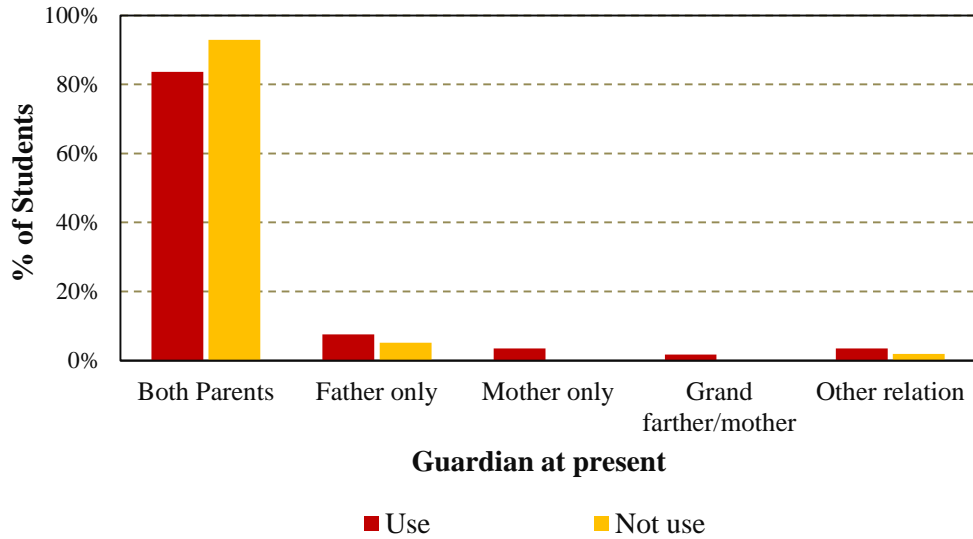
#### 4.8. Distribution of drug usage by students, guardian at present

This section will describe the Distribution of drug usage by students, guardian at present.

**Table 4.7: Distribution of drug usage by students, guardian at present**

Guardian at present	Use of Drugs				Total	
	Yes		No		No.	%
	No.	%	No.	%		
<b>Both Parents</b>	143	83.6	145	92.9	288	88.1
<b>Father only</b>	13	7.6	8	5.1	21	6.4
<b>Mother only</b>	6	3.5	0	0.0	6	1.8
<b>Grand farther/mother</b>	3	1.8	0	0.0	3	0.9
<b>Other relation</b>	6	3.5	3	1.9	9	2.8
<b>Total</b>	171	100.0	156	100.0	327	100.0

Table 4.7 shows that the majority of students stayed with their both parents irrespective of the habit of using any kind of drugs. (83.6% and 92.9% for drug using and not using students respectively). Among the students who use drugs, little more than 5 percent of students stayed with their grandfather/mother or any other relation (5.3%). This proportion was remarkably greater than that of those students, who were not having the habit of using drugs (1.9%).



**Figure 4.7: Distribution of drug usage by students, guardian at present**

According to the figure 7, more than 80 percent of stayed with their both parents irrespective of the habit of using any kind of drugs.

#### **4.9. Percentage (%) distribution of students' addiction by drug type**

This section will describe the Percentage (%) distribution of students' addiction by drug type.

**Table 4.8: Percentage (%) distribution of students' addiction by drug type**

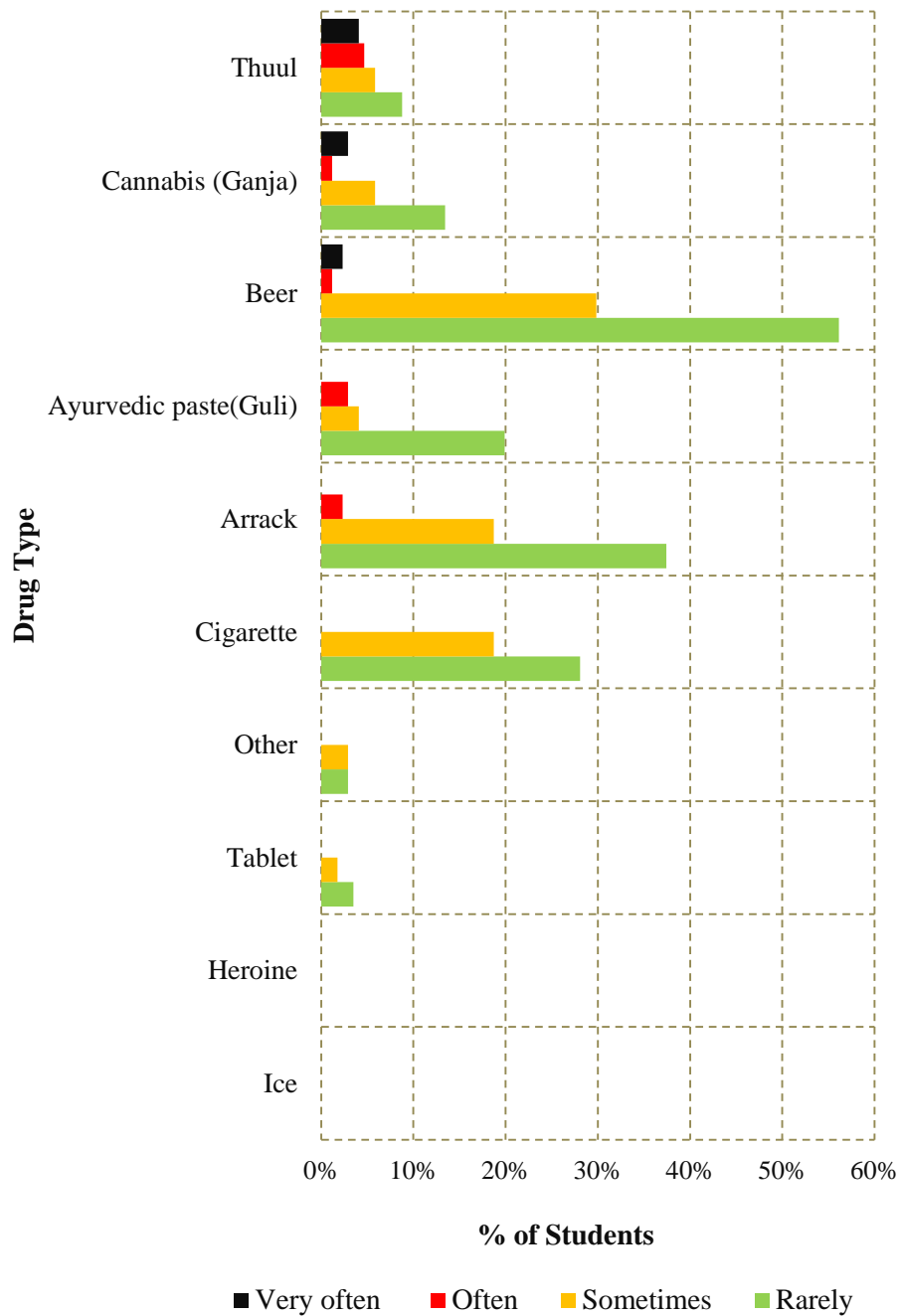
Drug Type	Very often	Often	Someti mes	Rarely	Never	Total
Cigarette	0.0	0.0	18.7	28.1	53.2	100.0
Thuul	4.1	4.7	5.8	8.8	76.6	100.0
Tablet	0.0	0.0	1.8	3.5	94.7	100.0
Ayurvedic paste(Guli)	0.0	2.9	4.1	19.9	73.1	100.0
Beer	2.3	1.2	29.8	56.1	10.5	100.0
Arrack	0.0	2.3	18.7	37.4	41.5	100.0
Cannabis (Ganja)	2.9	1.2	5.8	13.5	76.6	100.0
Ice	0.0	0.0	0.0	0.0	100.0	100.0

<b>Heroin</b>	0.0	0.0	0.0	0.0	100.0	100.0
<b>Other</b>	0.0	0.0	2.9	2.9	94.2	100.0

Table 4.8 illustrates that the percentage distribution of students who used to use drugs by level of their addiction.

According to the table, out of the students, responded as “Very often” and “Often” for each drug type, it can be seen that considerable portions of students have highly addicted to thuul, cannabis and beer (8.7%, 4.1% and 3.5% respectively). Most of students have had any sort of experience of using beer, arrack and cigarette (89.5%, 58.5% and 46.8% respectively). Nearly 3 percent of students said that they often use Ayurvedic paste (Guli). Approximately 95 percent of students have never used tablets. None of the students have ever used ice and heroine.





**Figure 4. 8: Percentage (%) distribution of students' addiction by drug type**

According to the table, out of the students used to have drugs, most of students have ever used beer, arrack and cigarette. None of the students did not have any kind of experience in using ice and heroine.

#### 4.10 Percentage (%) distribution of the opinion given by students for each reason of their usage of drugs

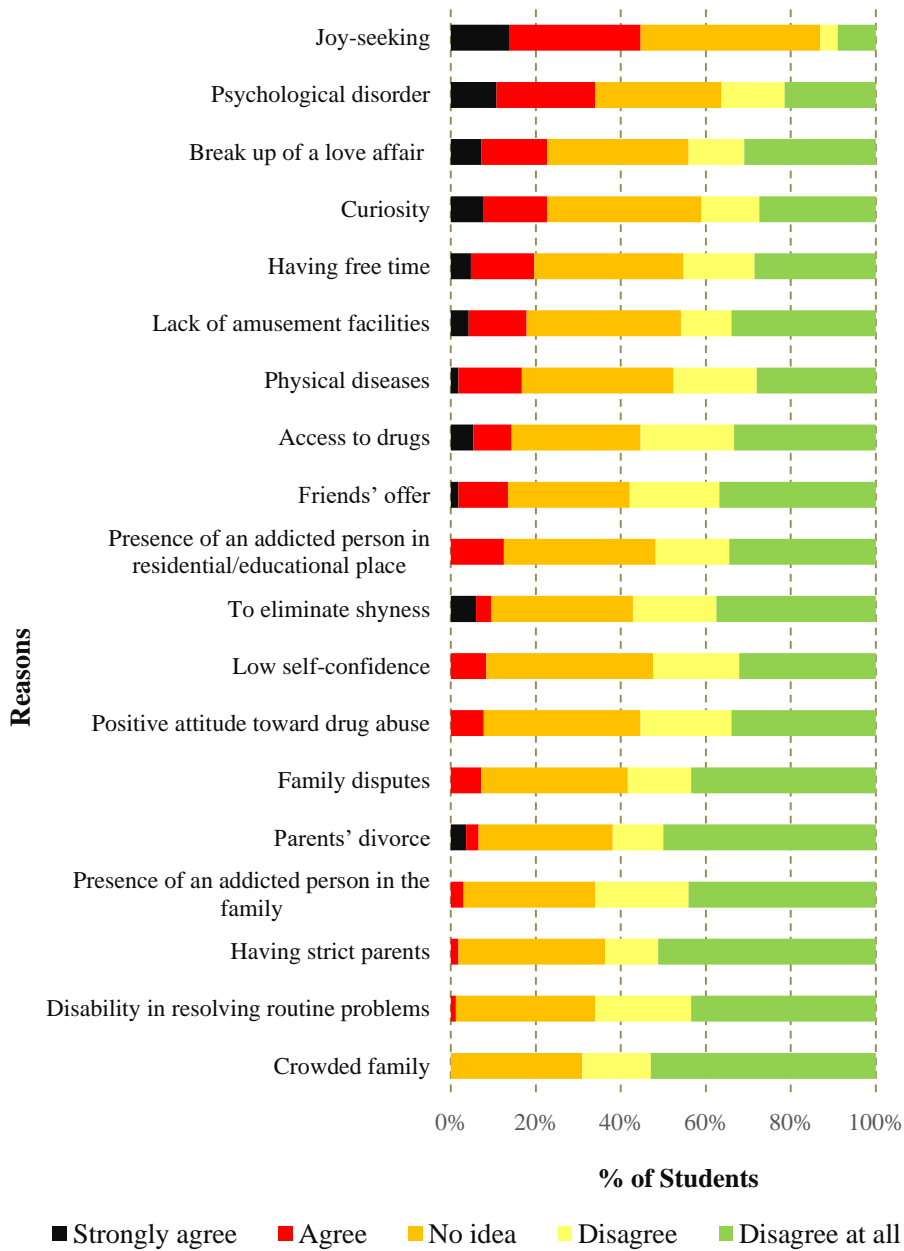
This section will describe the Percentage (%) distribution of the opinion given by students for each reason of their usage of drugs.

**Table 4.9: Percentage (%) distribution of the opinion given by students for each reason of their usage of drugs**

Reason	Students' opining					Total
	Strongly agree	Agree	No idea	Disagree	Disagree at all	
<b>Joy-seeking</b>	13.7	31.0	42.3	4.2	8.9	100.0
<b>Psychological disorder</b>	10.7	23.2	29.8	14.9	21.4	100.0
<b>Curiosity</b>	7.7	14.9	36.3	13.7	27.4	100.0
<b>Break up of a love affair</b>	7.1	15.5	33.3	13.1	31.0	100.0
<b>Having free time</b>	4.8	14.9	35.1	16.7	28.6	100.0
<b>Lack of amusement facilities</b>	4.2	13.7	36.3	11.9	33.9	100.0
<b>Physical diseases</b>	1.8	14.9	35.7	19.6	28.0	100.0
<b>Access to drugs</b>	5.4	8.9	30.4	22.0	33.3	100.0
<b>Friends' offer</b>	1.8	11.7	28.7	21.1	36.8	100.0
<b>Presence of an addicted person in residential/educational place</b>	0.0	12.5	35.7	17.3	34.5	100.0
<b>To eliminate shyness</b>	6.0	3.6	33.3	19.6	37.5	100.0
<b>Low self-confidence</b>	0.0	8.3	39.3	20.2	32.1	100.0
<b>Positive attitude toward drug abuse</b>	0.0	7.7	36.9	21.4	33.9	100.0
<b>Family disputes</b>	0.0	7.1	34.5	14.9	43.5	100.0
<b>Parents' divorce</b>	3.6	3.0	31.5	11.9	50.0	100.0
<b>Presence of an addicted person in the family</b>	0.0	3.0	31.0	22.0	44.0	100.0
<b>Having strict parents</b>	0.0	1.8	34.5	12.5	51.2	100.0
<b>Disability in resolving routine problems</b>	0.0	1.2	32.7	22.6	43.5	100.0

**Crowded family** 0.0 0.0 31.0 16.1 53.0 100.0

According to the table 4.9, considerable portions of students used to have drugs due to joy-seeking, psychological disorder, curiosity and breaking up of a love affair. The relevant percentages were 44.7, 33.9, 22.6 and 22.6 respectively. More than 65 percent of students did not agree with the given reasons of “presence of an addicted person in the family”, “disability in resolving routine problems” and “crowded family” on drug usage.



**Figure 4.9: Percentage (%) distribution of the opinion given by students for each reason of their usage of drugs**

Figure 4.9, depicted that more than 20 percent of students used to have drugs due to joy-seeking, psychological disorder, curiosity and breaking up of a love affair. More than 60 percent of students did not agree with the given reasons of “parents’ divorce”, “presence of an addicted person in the family”, “having strict parents”, “disability in resolving routine problems” and “crowded family” on drug usage.

**4.11. Percentage (%) distribution of students’ responses on the effect of their personality due to drug use**

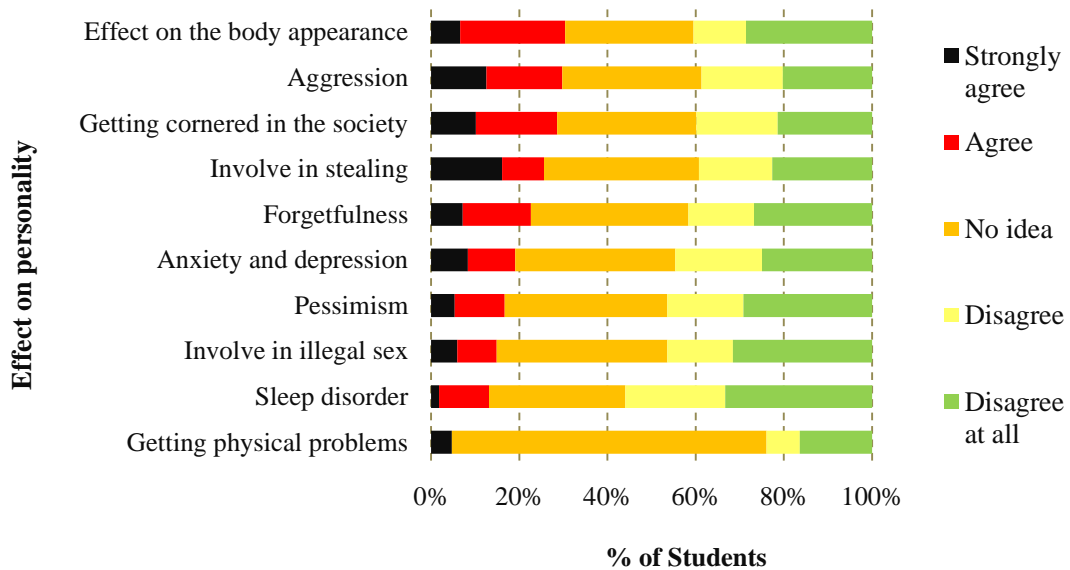
This section will describe the Percentage (%) distribution of students’ responses on the effect of their personality due to drug use

**Table 4.10: Percentage (%) distribution of students’ responses on the effect of their personality due to drug use**

Reason	Students’ opining					Total
	Strongly agree	Agree	No idea	Disagree	Disagree at all	
<b>Affect on the body appearance</b>	6.5	23.8	29.2	11.9	28.6	100.0
<b>Aggression</b>	12.5	17.3	31.5	18.5	20.2	100.0
<b>Getting cornered in the society</b>	10.1	18.5	31.5	18.5	21.4	100.0
<b>Involve in stealing</b>	16.1	9.5	35.1	16.7	22.6	100.0
<b>Forgetfulness</b>	7.1	15.5	35.7	14.9	26.8	100.0
<b>Anxiety and depression</b>	8.3	10.7	36.3	19.6	25.0	100.0
<b>Pessimism</b>	5.4	11.3	36.9	17.3	29.2	100.0
<b>Involve in illegal sex</b>	6.0	8.9	38.7	14.9	31.5	100.0
<b>Sleep disorder</b>	1.8	11.3	31.0	22.6	33.3	100.0
<b>Getting physical problems</b>	4.7	0.0	71.3	7.6	16.4	100.0

Table 4.10 illustrates that more than 10 percent of drug used students have responded as “strongly agree” about the experiences they were facing on “Aggression”, “Getting cornered in the society” and “Involve in stealing”. More than 30 percent of students

have agreed that their habit of drug usage has influenced on the body appearance. These facts were shown in the figure 10.



**Figure 4.10: Percentage (%) distribution of students' responses on the effect of their personality due to drug use**

#### 4.12. Percentage (%) distribution of students' responses on the effect of their education due to drug use

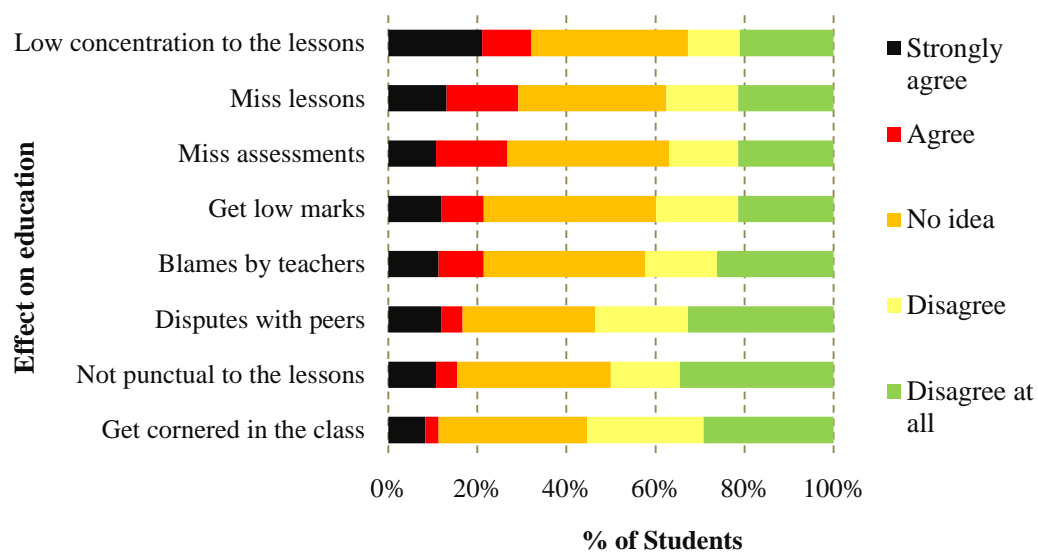
This section will describe the Percentage (%) distribution of students' responses on the effect of their education due to drug use.

**Table 4.11: Percentage (%) distribution of students' responses on the effect of their education due to drug use**

Reason	Students' opining					Total
	Strongly agree	Agree	No idea	Disagree	Disagree at all	
<b>Low concentration to the lessons</b>	21.1	11.1	35.1	11.7	21.1	100.0
<b>Miss lessons</b>	13.1	16.1	33.3	16.1	21.4	100.0
<b>Miss assessments</b>	10.7	16.1	36.3	15.5	21.4	100.0
<b>Get low marks</b>	11.9	9.5	38.7	18.5	21.4	100.0
<b>Blames by teachers</b>	11.3	10.1	36.3	16.1	26.2	100.0

<b>Disputes with peers</b>	11.9	4.8	29.8	20.8	32.7	100.0
<b>Not punctual to the lessons</b>	10.7	4.8	34.5	15.5	34.5	100.0
<b>Get cornered in the class</b>	8.3	3.0	33.3	26.2	29.2	100.0

According to the table 4.11, considering the given responses for “Strongly agree”, most of the students have said that they experienced low concentration to the lessons (21.1% to the total drug used students) More than 10 percent of students have given the same response for each reason on education obstacles except “get cornered in the class”. This nature is clearly depicted in the figure 4.11.



**Figure 4.11: Percentage (%) distribution of students' responses on the effect of their education due to drug use**

### 4.13 Hypothesis Testing

In order to test the hypothesis on testing the relationship between drug addiction and personality and education factors, the variable drug addiction had to be adjusted considering the relative harmfulness of each drug type. For this purpose, weights were assigned to each drug type under the following method.

Calculated the proportion of drug used students, who have never used the relevant drug type.

### **Rational:**

If a particular drug is rarely available, the opportunity of students to get them is low. Further, if the availability of a certain drug is rare, that means it has a considerable degree of harmfulness. Therefore, portion of students, never used certain drug clearly reflects the destructiveness of it, Hence, that portions for each drug type was considered as the weighting factor for this analysis.

Assigned weights were indicated in table 4.12 as follows.

**Table 4. 12: Weights by drug type**

Drug type	Weight
<b>Cigarette</b>	0.524
<b>Thuul</b>	0.762
<b>Tablet</b>	0.946
<b>Ayurvedic paste(Guli)</b>	0.726
<b>beer</b>	0.107
<b>arrack</b>	0.405
<b>Cannabis (Ganja)</b>	0.762
<b>ice</b>	1.000
<b>heroine</b>	1.000
<b>Other</b>	0.940

### **Statistical Test**

Pearson's' correlation coefficients were calculated for the hypothesis testing. This tests were carried out using the Statistical software SPSS.

Factor	Correlation coefficient	p-value
<b>Personality factor</b>	0.156	0.021*
<b>Education factor</b>	0.175	0.012*

*\* Significant at 5% level*

### **Hypothesis - 1**

$H_0$ : There is no linear relationship between drug addiction and students low personality

$H_1$ : There is a linear relationship between drug addiction and students low personality

Since p-value is less than 0.05, null hypothesis is rejected and it is able to conclude that there is a linear relationship between drug addiction and students low personality at 5 percent level of significance. That means, when the level of students drug addiction goes high, correspondently students personality will also become lower

### **Hypothesis - 2**

$H_0$ : There is no linear relationship between drug addiction and students low performance on education

$H_1$ : There is a linear relationship between drug addiction and students low performance on education

Since p-value is less than 0.05, null hypothesis is rejected and it is able to conclude that there is a linear relationship between drug addiction and students low educational performance at 5 percent level of significance. That means, when the level of students drug addiction goes high, correspondently students educational attainment will also become lower



## **Chapter 05**

### **Conclusions**

#### **5.1. Introduction**

This chapter depicts the general discussion of the research whereas it comprises of three sections; findings, recommendations and further research. In the finding section, the details of the findings has been explained. According to the findings, recommendations are made in the recommendation section whereas further research will be suggested finally.

#### **5.2. Findings**

Majority of students who have participated in the study used to have drugs (52.3%). This drug usage is similar irrespective age into which students are enrolled for the technical colleges.

Students' drug addiction is not determined by the education of their parents and the jobs of their parents.

Drug addiction has not been determined by the fact that the students live with their parents or any other person.

It can be seen that considerable portions of students have highly addicted to thul, cannabis and beer (8.7%, 4.1% and 3.5% respectively). Most of students have had any sort of experience of using beer, arrack and cigarette (89.5%, 58.5% and 46.8% respectively). Nearly 3 percent of students said that they often use Ayurvedic paste. Approximately 95 percent of students have never used tablets. None of the students have ever used ice and heroine. Out of the students who used to have drugs, most of students have ever used beer, arrack and cigarette.

Considerable number of students used to have drugs due to joy-seeking, reduce bodily pain, curiosity and breaking up of a love affair. The relevant percentages were 44.7, 33.9, 22.6 and 22.6 respectively.

More than 60 percent of students did not agree with the given reasons of “parents’ divorce”, “presence of an addicted person in the family”, “having strict parents”, “disability in resolving routine problems” and “crowded family” on drug usage.

More than 10 percent of drug used students have responded as “strongly agree” about the experiences they were facing on “Aggression”, “Getting cornered in the society” and “Involve in stealing”. More than 30 percent of students have agreed that their habit of drug usage has influenced on the body appearance.

Most of the students have strongly agreed that they experienced low concentration to the lessons (21.1% to the total drug used students) More than 10 percent of students have given the same response for each reason on education obstacles except “get cornered in the class”.

At the hypothesis testing, When the Personality factor was considered, The Correlation coefficient was 0.156 whereas p-value was 0.021 and Since p-value is less than 0.05, null hypothesis is rejected and it is able to conclude that there is a linear relationship between drug addiction and students low personality at 5 percent level of significance. That means, when the level of students drug addiction goes high, correspondently students personality will also become lower .

When the Education factor was considered The Correlation coefficient was 0.175 whereas p-value was 0.012 at 5% Significant level. Since p-value is less than 0.05, null hypothesis is rejected and it is able to conclude that there is a linear relationship between drug addiction and students low educational performance at 5 percent level of significance. That means, when the level of students drug addiction goes high, correspondently students educational attainment will also become lower

### **5.3. Recommendations**

Since this research reveals that majority of technical college students (52.3%) are used to use whatever drugs, it is necessary to take measures to prevent this situation which leads to problems in their personality and education. In this scenario, making the students aware of the harmful effect of drugs towards the students is very important. In this case, the assistance of police narcotic division, doctors and other lecturers who are

competent at drug addiction prevention is very important. Furthermore, constant vigilance of drug addiction behavior of the students is very important. By checking up the students' belongings , drug trafficking into colleges can be minimized.

#### **5.4. Further research**

To investigate the faction of drugs on joy-seeking, reduce bodily pain, curiosity and breaking up of a love affairs.

## References

1. Combating transnational Organized Crime, ACPF Today 2003
2. Helen Codd, Drugs, Crime and Criminal Justice Policy in the UK : Old Questions and New Challenges paper presented at the International Conference on Exploring Linkages between Drug Usage and criminal Victimization, India 2012
3. Marlatt & Gordon J R, Replase, Prevention: Maintenance Strategies in the Treatment of Addiction Behaviuors, New York Press, 2010
4. New Crime Frontier, Dangerous Liaisons in the Asia Pacific Region, Drug and Human Trafficking in a Globalizing World, ACPF Today, 2003.
5. P. Madhava Soma Sundaram amd K. Jaishankar, Drug and Criminal Victimization: A Framework for Linking the Delinked, paper presented at the International Conference on Exploring Linkages between Drug Usage and criminal Victimization, India 2012.

APPENDIX

**Research Questionnaire**

**Title of the study- Analysis of factors leading to drug addiction of TVET students in the Kurunegala District**

1. Age ( years): .....
2. Course:.....
3. Father's educational level

1	Below O/L	
2	O/L	
3	A/L	
4	diploma	
5	degree	
6	Master's degree and higher	

4. Mother's educational level

1	Below O/L	
2	O/L	
3	A/L	
4	diploma	
5	degree	
6	Master's degree and higher	

5. Father's occupation

1	Unemployed	
2	Self-employed	
3	Government job	
4	Private job	
5	Foreign job	
6	Other (mention)	

6. Mother's occupation

1	Unemployed	
2	Self-employed	
3	Government job	
4	Private job	
5	Foreign job	
6	Other (mention)	

7. Who is your guardian at present?

1	Both Parents	
2	Father only	
3	Mother only	
4	Grand farther/mother	
5	Other relation	
6	Other	

8. Have you ever used any drug?

Yes	
No	

If your answer is “yes” answer to the rest of the questions and if your answer is “No” you need not answer the rest of the questions.

9. How often do you use drugs?

		Very often	often	sometimes	rarely	never
1	Cigarette					
2	thuul					
3	Tablet					
4	Ayurvedic paste					
5	beer					
6	arrack					
7	cannabis					
8	ice					
9	heroine					
10	Other (mention)					

10. Why do you use drugs?

For each item which is true for you, please score from 1 (least important) to 5 (most important)

		Strongly agree	agree	No idea	disagree	Strongly disagree
1	curiosity					
2	Joy-seeking					
3	Reduce bodily pain					
4	Reduce mental depression					
5	Positive attitude toward drug abuse					
6	Low self-confidence					
7	To eliminate shyness					
8	Parents' divorce					
9	Lack of amusement facilities					
10	Disability in resolving routine problems					
11	Crowded family					
12	Having strict parents					
13	Presence of an addicted person in the family					
14	Friends' offer					
15	Family disputes					
16	Access to drugs					
17	Having free time					
18	Presence of an addicted person in residential/educational place					
19	Break up of a love affair					
20	Others (Please write down)					

11. Which of the following are the complications of drug use?

<b>Effect on personality</b>						
		Strongly agree	agree	No idea	disagree	Strongly disagree
1	Getting cornered in the society					
2	Anxiety and depression					
3	Pessimism					
4	Sleep disorder					
5	Forgetfulness					
6	Affect on the body appearance					
7	Involve in illegal sex					
8	Involve in stealing					

9	Aggression					
10	Getting physical problems					
<b>Effect on education</b>						
1	Low concentration to the lessons					
2	Miss lessons					
3	Miss assessments					
4	Get low marks					
5	Get cornered in the class					
6	Disputes with peers					
7	Blames by teachers					
8	Not punctual to the lessons					